

Verdadera Destreza Ottawa

Spanish Swordfighting

PART ONE

(Carranza and early Pacheco)


by:

Luis Pacheco de Narvaez (demonstrations)
Geronimo de Carranza (theoretical foundations)
Harold Sotomayor (translator, instructor)


v 1.2

- VERSUS TURKS -

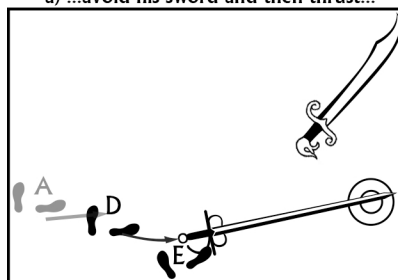
VS. Turks...



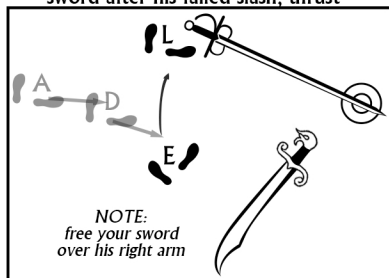
...feint, provoking his downward slash...



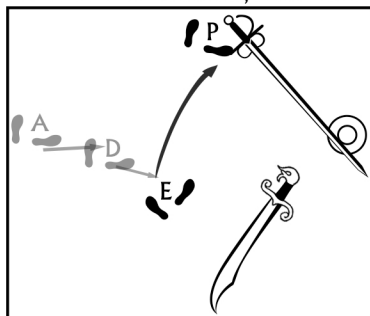
a) ...avoid his sword and then thrust...



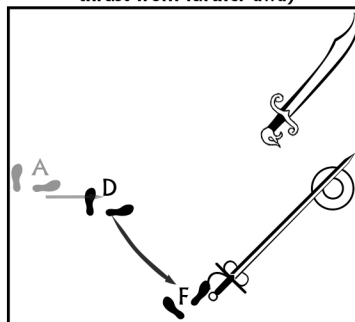
...if he tries knocking away your
sword after his failed slash, thrust



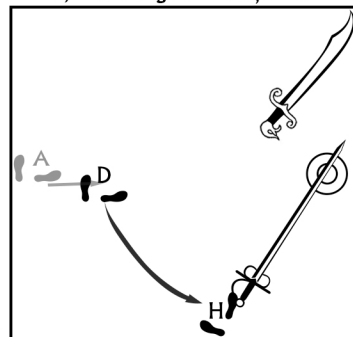
...OR if he tries knocking away your
sword after his failed slash, reverse slash



b) ...avoid his sword,
thrust from further away

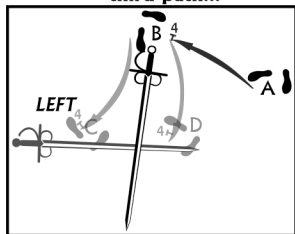


c) ...avoiding his sword, slash

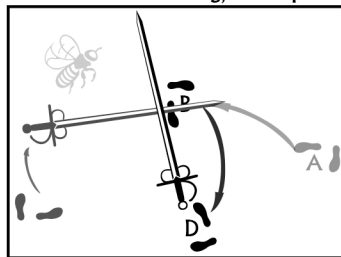


- INTERRUPTIONS 1/3 -

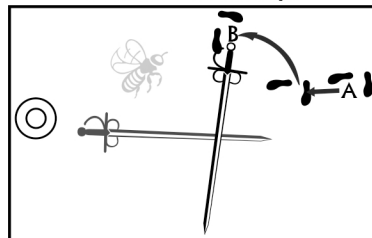
Interruptions along the third path...



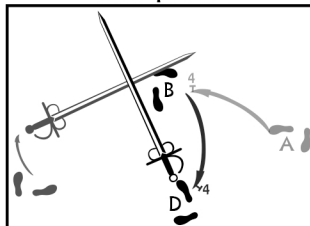
a) ...if he avoids the interruption and tries reverse slashing, interrupt




b) ...if his sword is down or to the sides, feint and then interrupt



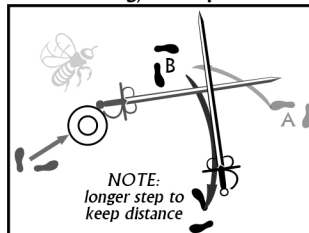
c) ...if he reverse slashes, interrupt him...



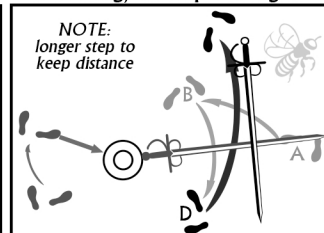
...if he then slashes, interrupt him again



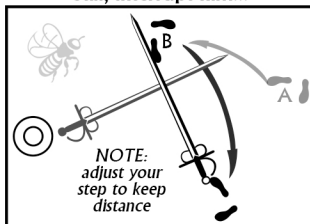
OR if he reverse slashes while advancing, interrupt him...




...if he then slashes while advancing, interrupt him again



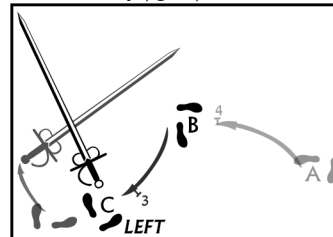
OR if he reverse slashes while still, interrupt him...



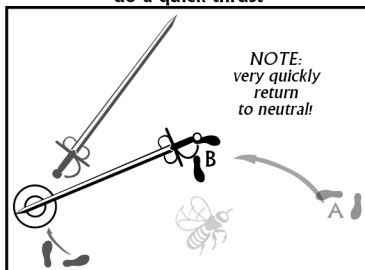
...if he then slashes while still, interrupt him again



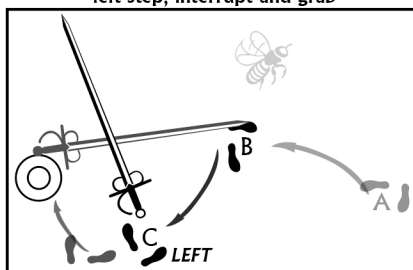
d) ...if he reverse slashes, left step, interrupt, grab, and thrust



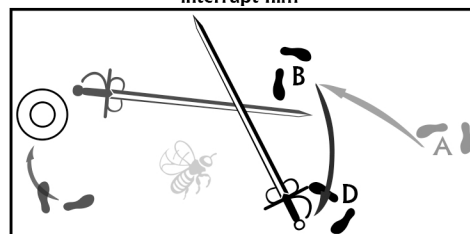
e) ...if he slashes or reverse slashes, do a quick thrust



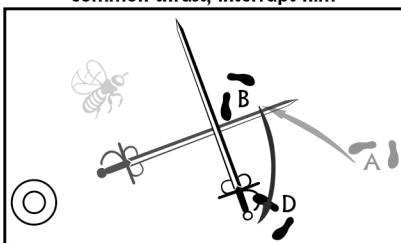
f) ...if he attempts a half-circle thrust, left step, interrupt and grab



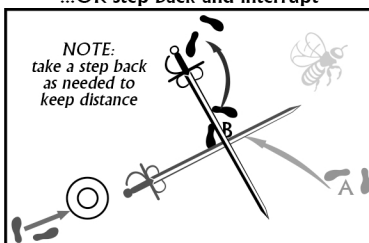
g) ...if he attempts a half-circle thrust, interrupt him



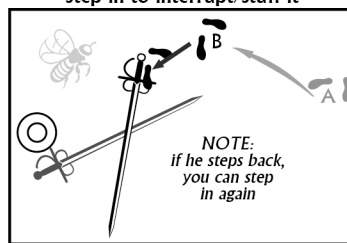
h) ...if he freed his sword, attempting a common thrust, interrupt him



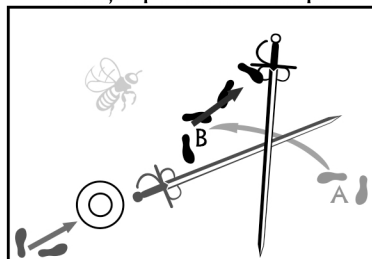
...OR step back and interrupt



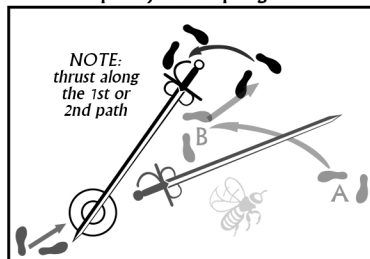
OR ...if he attempts a common thrust, step in to interrupt/stuff it



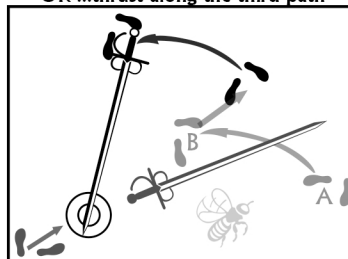
i) ...if he attempts a common thrust, step back and interrupt...




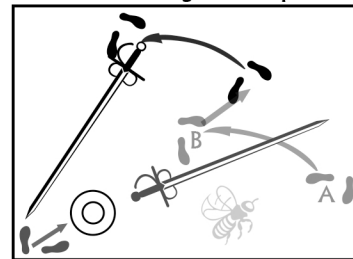
...then thrust and quickly interrupt again



OR ...thrust along the third path

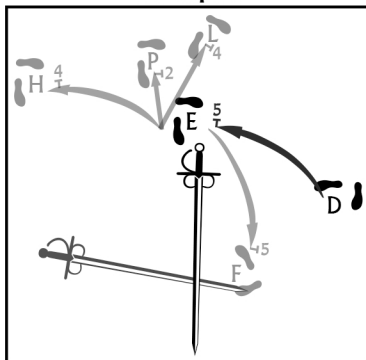


OR ...slash along the third path



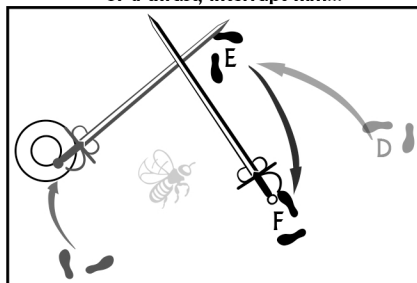
- INTERRUPTIONS 2/3 -

Interruptions along the
fourth path

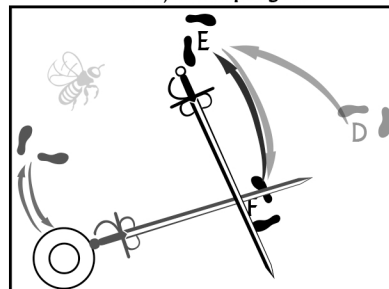


NOTE: The principal techniques of the fourth path interruptions are the same as those of the third path interruptions.

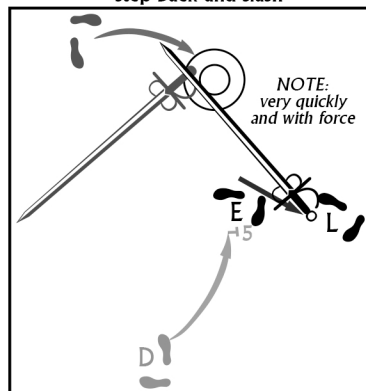
a) ...if he attempts a reverse slash or a thrust, interrupt him...



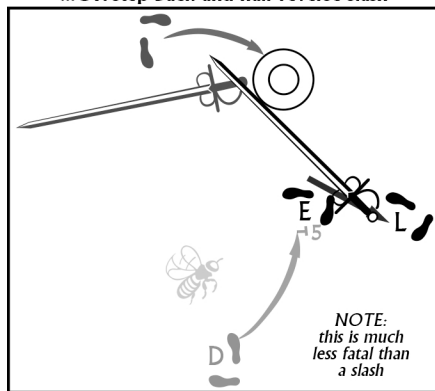
...if he then attempts a slash or a thrust, interrupt again



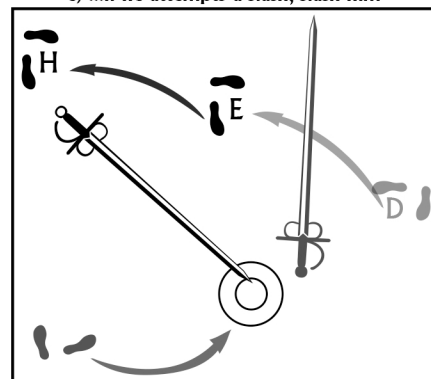
b) ...if he reverse slashes, step back and slash



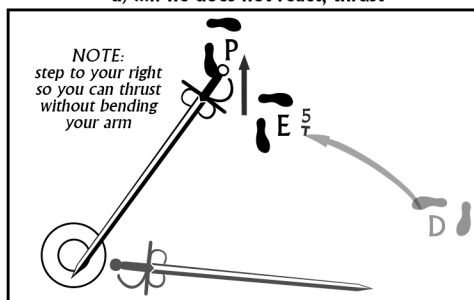
...OR step back and half-reverse slash



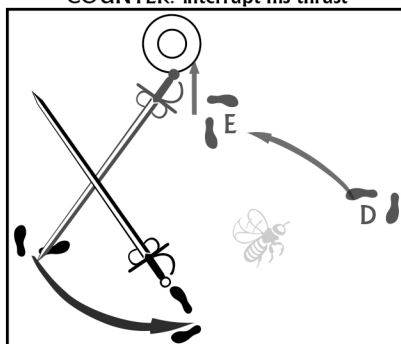
c) ...if he attempts a slash, slash him



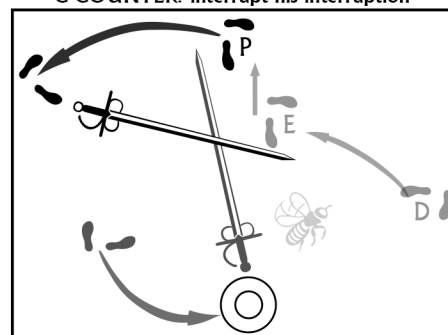
d) ...if he does not react, thrust



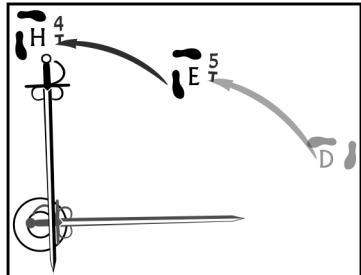
COUNTER: interrupt his thrust



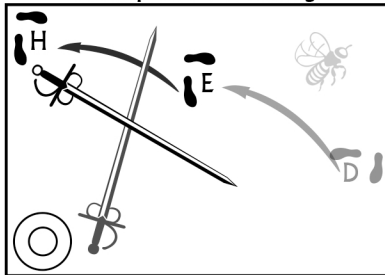
C-COUNTER: interrupt his interruption



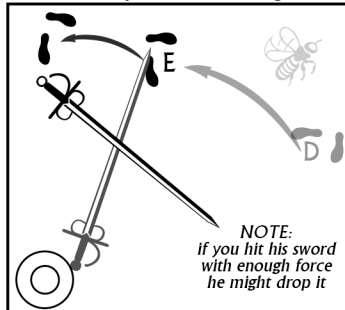
e) ...if he does not react, slash at his head...



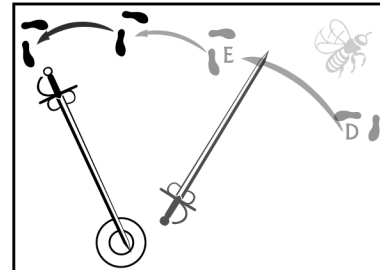
...if he attempts a thrust or a parry, interrupt him after slashing...



...OR if he is too quick, interrupt him before you finish slashing...

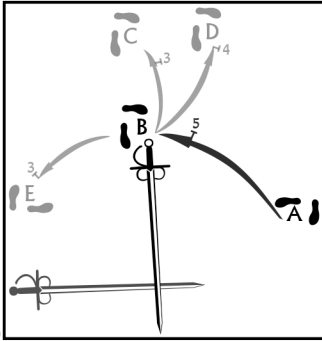


...and then finish with another slash

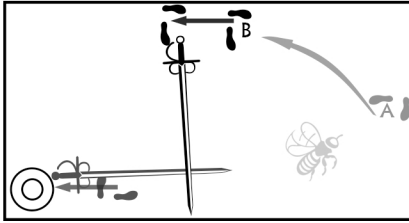


- INTERRUPTIONS 3/3 -

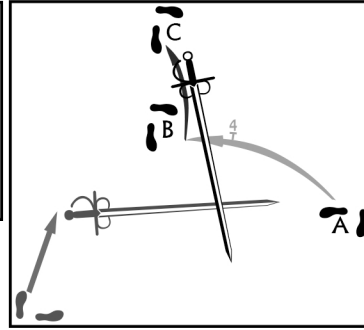
Interruptions along the
fifth path...



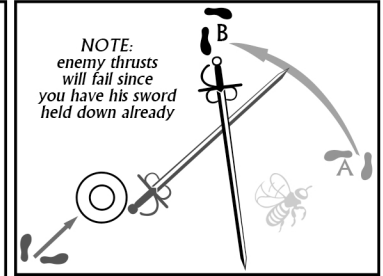
...if he steps back to escape, step as well



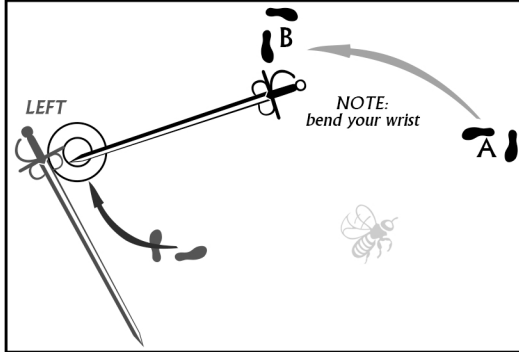
a) ...if he thrusts,
step back and interrupt him



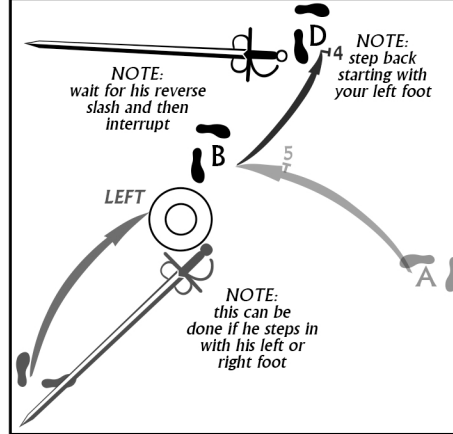
...OR if he thrusts,
continue to keep him interrupted



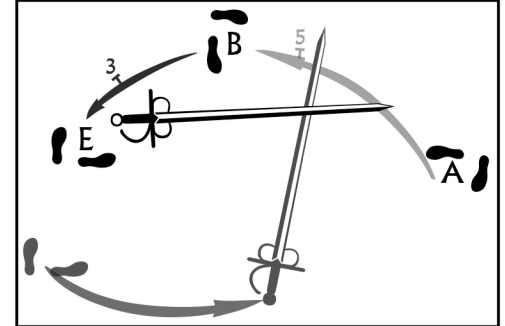
b) ...if he left steps to reverse slash,
turn your wrist towards his chest



c) ...if he steps in to reverse slash,
step back and interrupt him

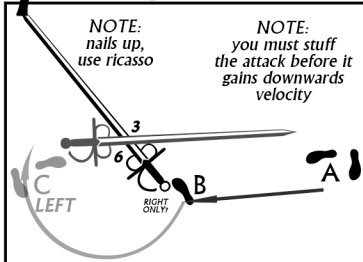


d) ...if he slashes, interrupt him

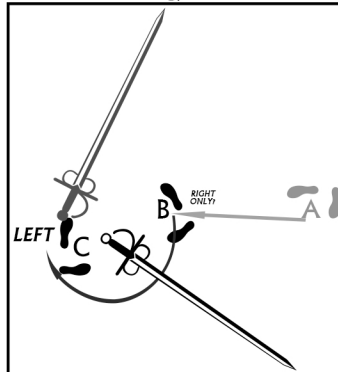


- BLOCKS -

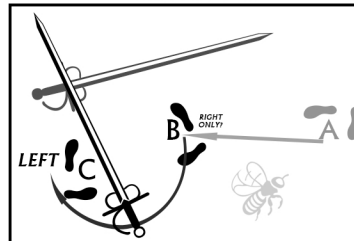
blocking reverse slashes...



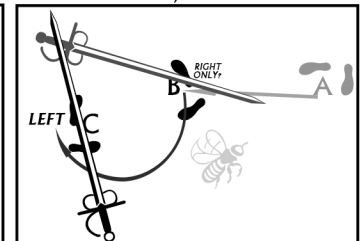
...after blocking, reverse slash...



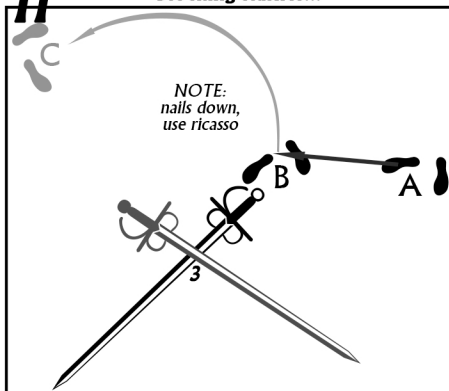
...OR thrust...



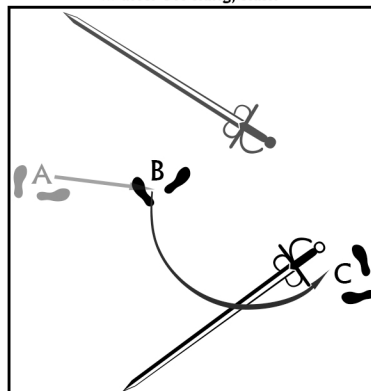
...OR slash, then thrust



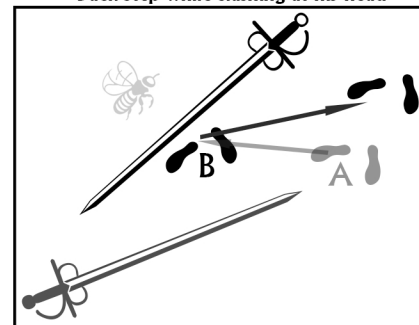
blocking slashes...



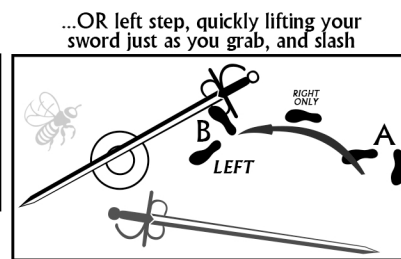
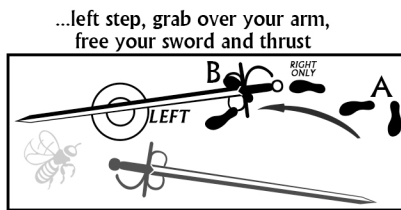

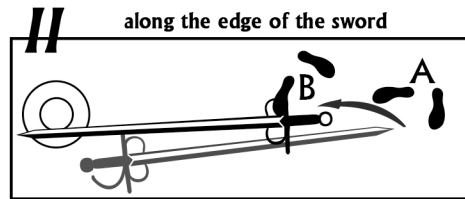
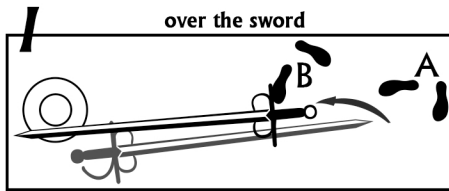
... after blocking, slash



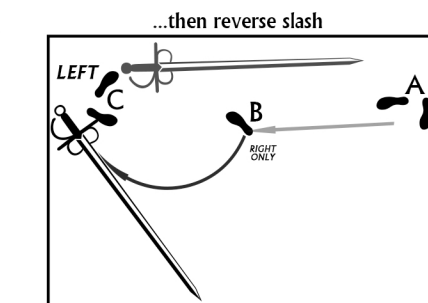
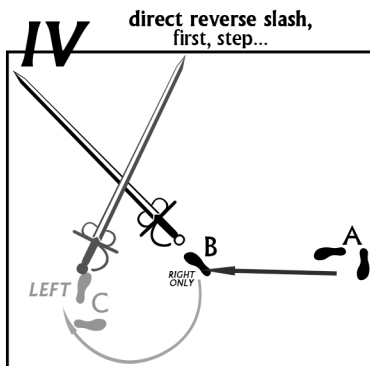
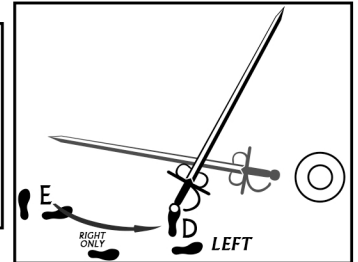
...if he attempts to grab,
back-step while slashing at his head



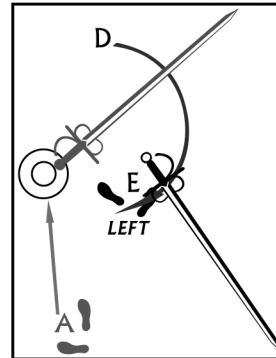
- DIRECT ATTACKS -



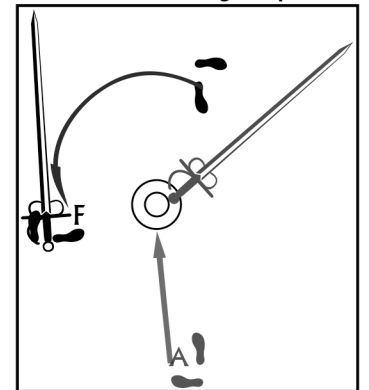
COUNTER: do the same technique as he starts his movements



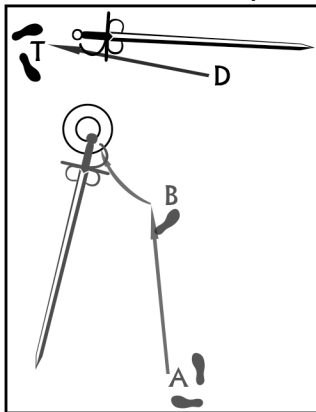
COUNTER 1: reverse slash at the start of his straight step



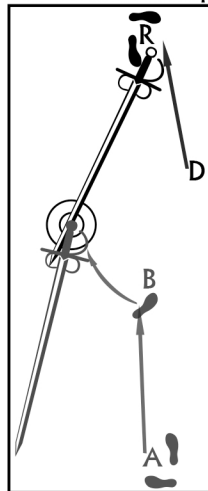
COUNTER 2: slash at the start of his straight step



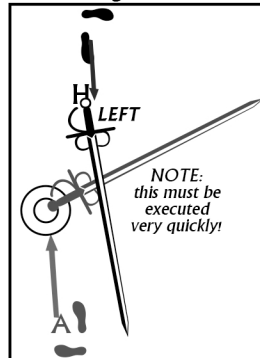
COUNTER 3: slash at the start of his curved step



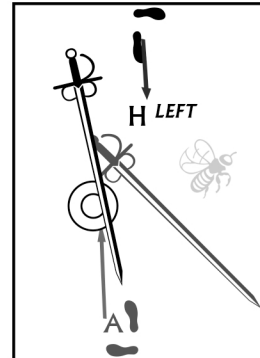
COUNTER 4: thrust at the start of his curved step



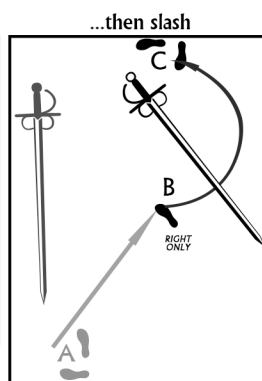
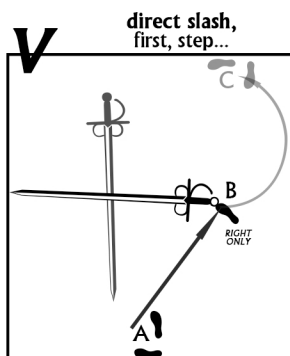
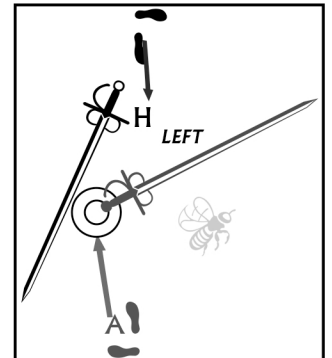
COUNTER 5: step with your left and grab his sword...



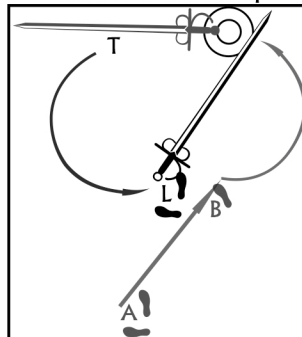
...and thrust...



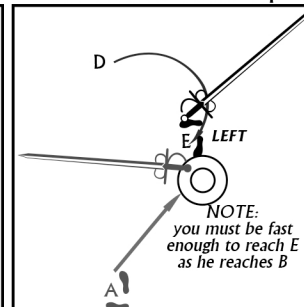
...OR slash



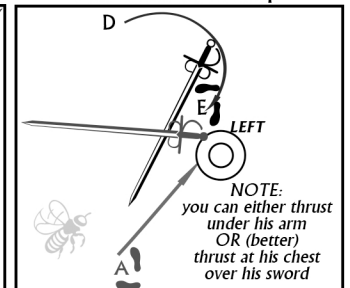
COUNTER 1: slash at the start of his curved step



COUNTER 2: reverse slash at the start of his curved step

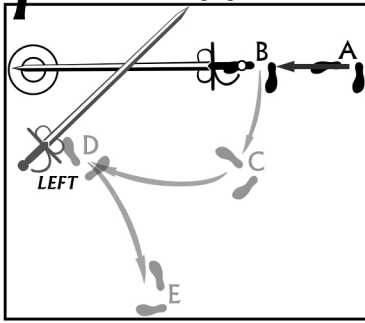


COUNTER 3: thrust at the start of his curved step

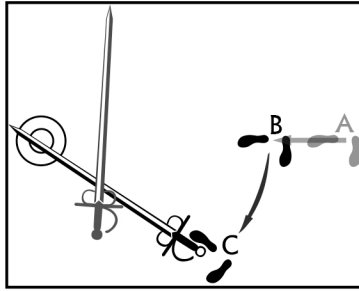


- VERSUS COMMON TECHNIQUES 1/3 -

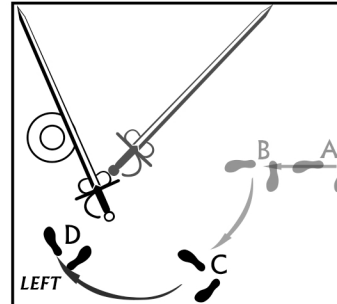
I VS. the common stance, thrust with strong against weak...



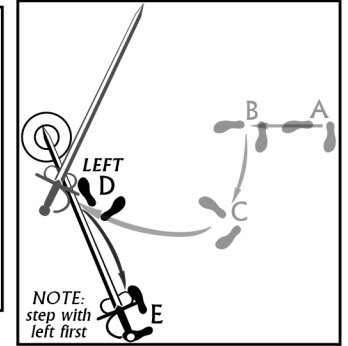
...when he raises his sword, thrust under his right arm...



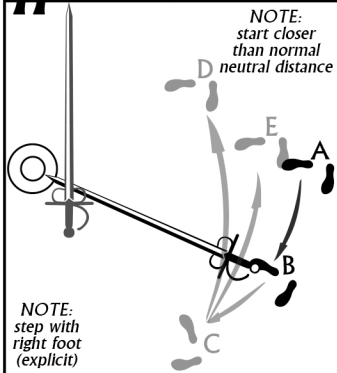
...if he brings down your sword, strike with a reverse slash...



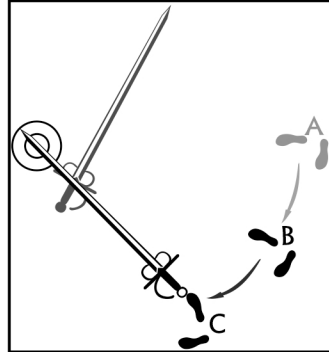
... if he blocks the reverse slash, thrust under his arm by making a 'C'



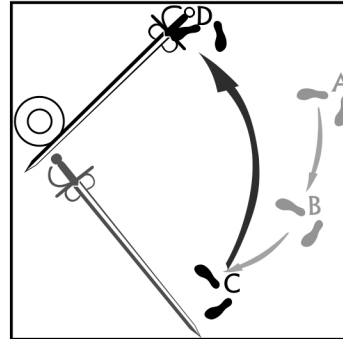
II VS. crossing his sword in front of his chest, thrust to the left...



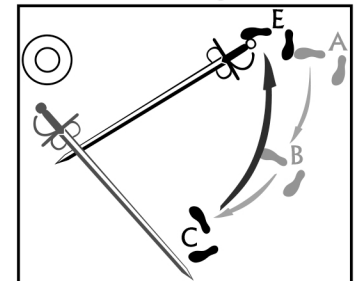
...if he knocks down your thrust, strike over his sword...



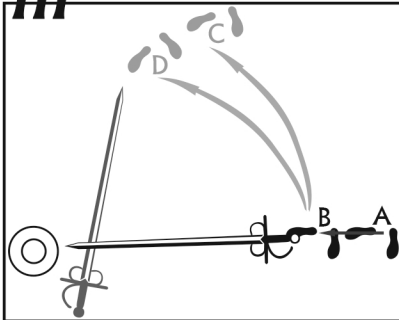
...if he parries the thrust, slash him



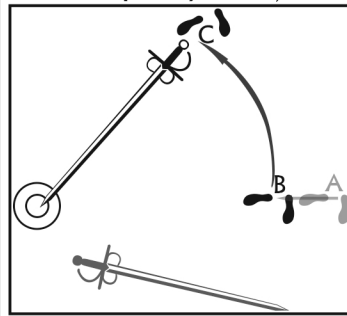
...OR at the start of his parry, strike with a straight thrust



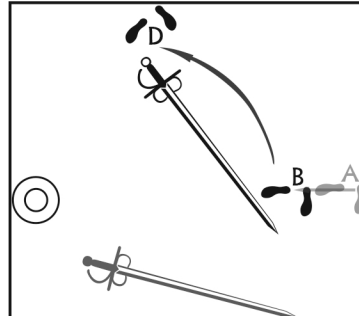
III VS. Beckoning, feint a thrust...



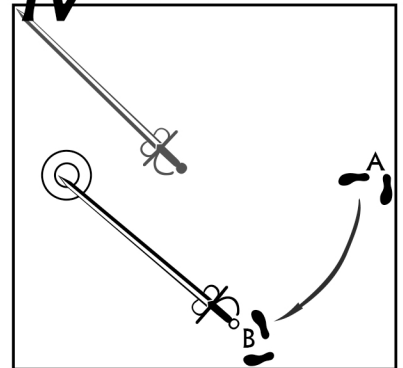
...when he parries your feint, thrust



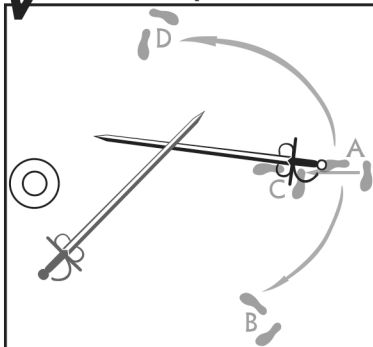
...OR at the start of his parry, slash



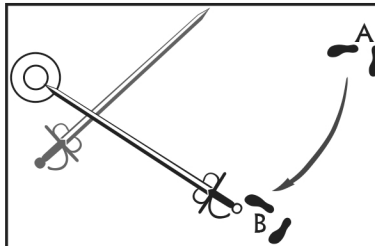
IV VS. a fake heavy slash, thrust during his upwards movement



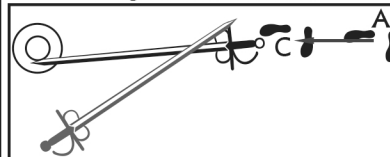
V VS. Palpation...



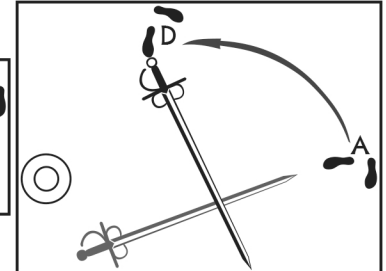
a) ...when he tries to make contact, thrust over his sword



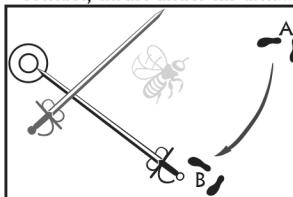
c) ...when he tries to make contact, straight thrust to his chest



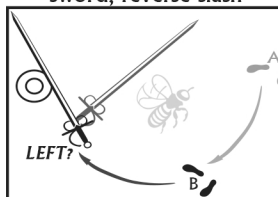
d) ...if he wishes to thrust after palpating, interrupt him...



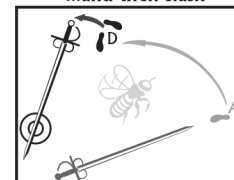
b) ...when he tries to make contact, thrust under his arm...



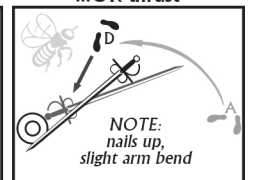
...if he brings down your sword, reverse slash



...and then slash

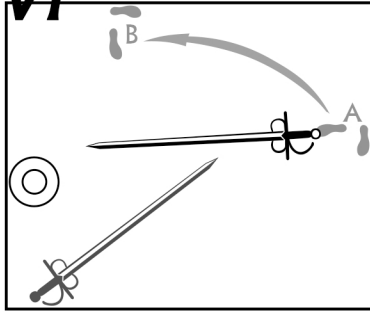


...OR thrust

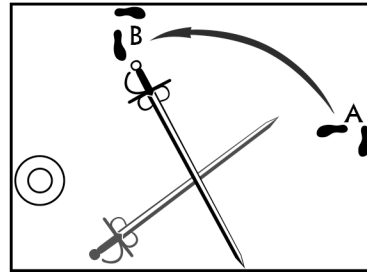


- VERSUS COMMON TECHNIQUES 2/3 -

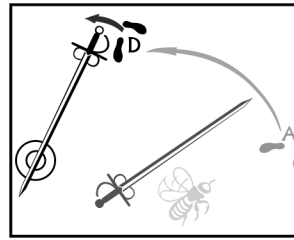
VI VS. the common thrust...



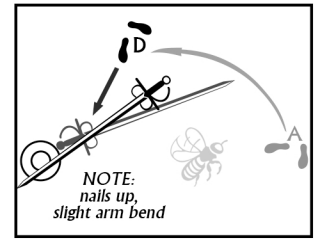
...when he extends his arm, interrupt him...



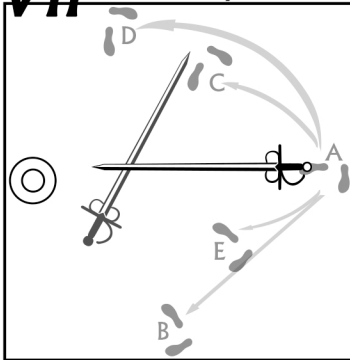
...and then slash



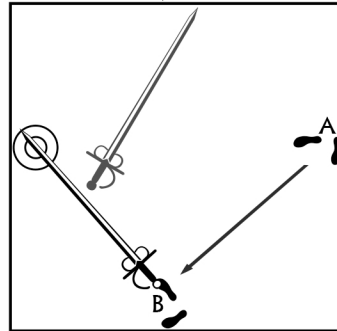
...OR thrust



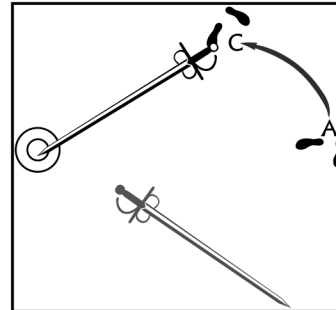
VII VS. Knockaway and Slash...



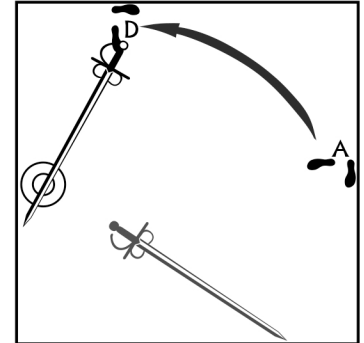
a) ...when his sword moves to one side, thrust him



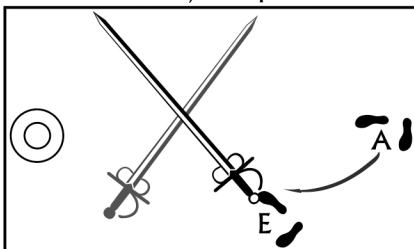
b) ...at the start of his downwards motion, thrust him



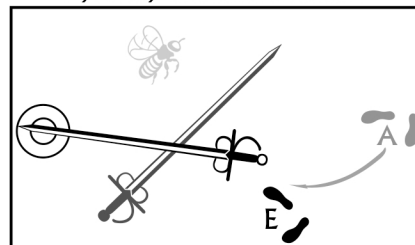
c) ...at the start of his downwards motion, slash him



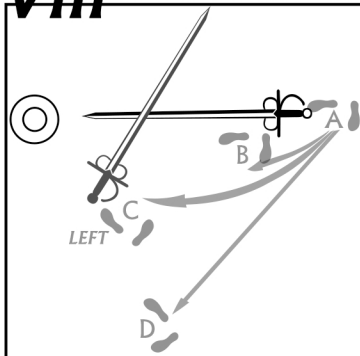
d) ...at the start of his side and upwards movements, interrupt him...



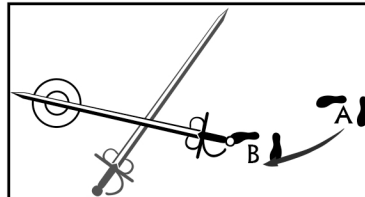
...you may then thrust at his chest



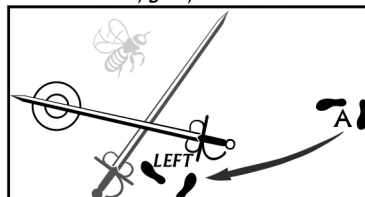
VIII VS. Sword Knockdown...



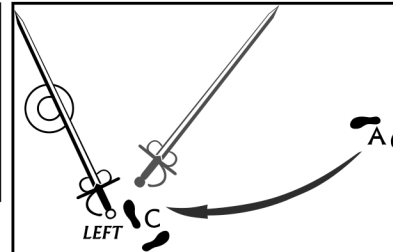
a) ...when he begins going downwards, avoid and thrust over his sword



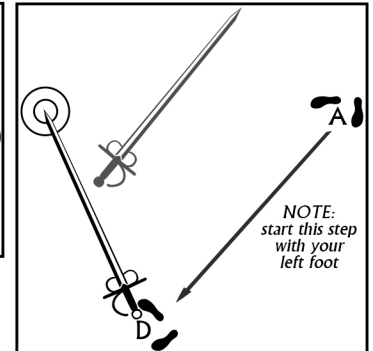
b) ...when he begins going downwards, avoid, grab, and thrust



c) ...when he begins going downwards, reverse slash



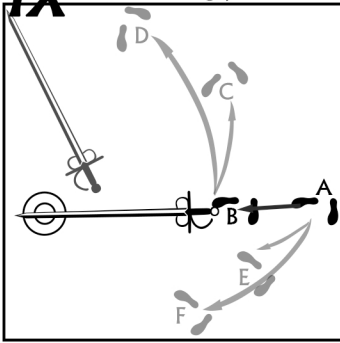
d) ...when he begins going downwards, thrust with a straight step



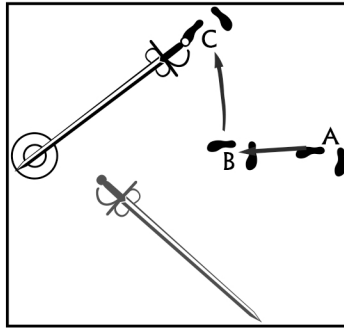
- VERSUS COMMON TECHNIQUES 3/3 -

IX VS. Wild Slashes...

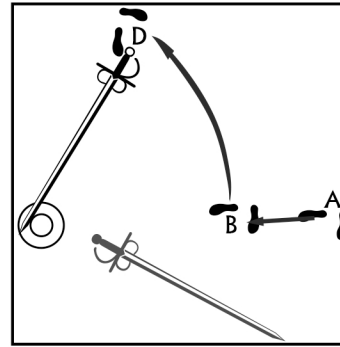
a) ...if in range, thrust



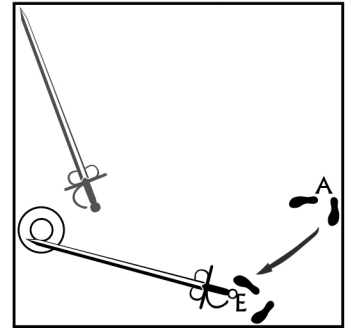
b) ...feint, and if he reverse slashes, avoid his sword and thrust



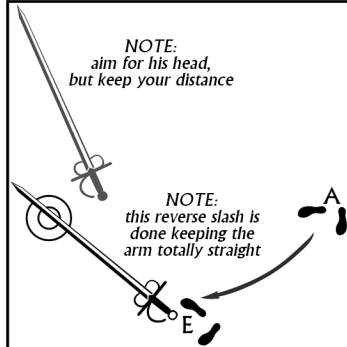
c) ...at the start of his reverse slash, slash him



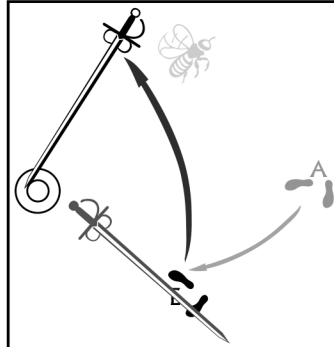
d) ...as he slashes, thrust



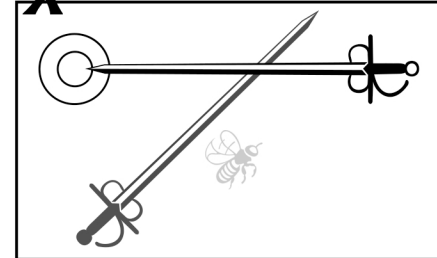
e) ...at the start of his slash, reverse slash him with a straight arm...



...if he blocks or parries, slash him

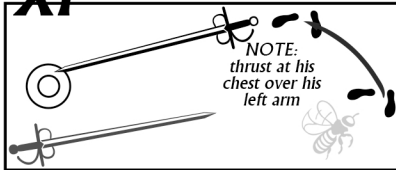


X VS. a thrust to your right foot, just use your normal stance

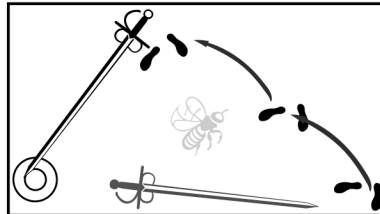


XI VS. Smack And Thrust...

a) ...avoid his hand and thrust




b) ...hit his sword and then slash at his head

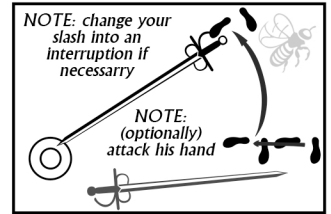


XIIa VS. Arm Block (palp.)...

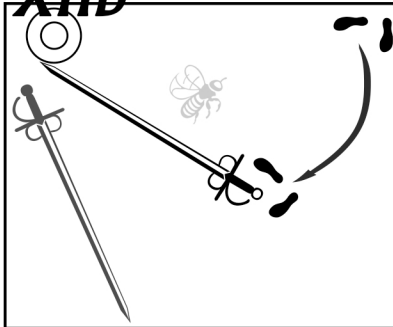
a) ...step back and thrust




b) ...if he waits, feint and slash at his head and arm




XIIb VS. Arm Block (from outside), reverse slash his head




XIII VS. capes/cloaks, while he is wrapping, thrust under his arm




If he tries blocking a slash, thrust




XIV VS. shields... a) ...if he tries to block your thrust, turn it into a slash



b) ...if he tries blocking a slash, thrust under his arm

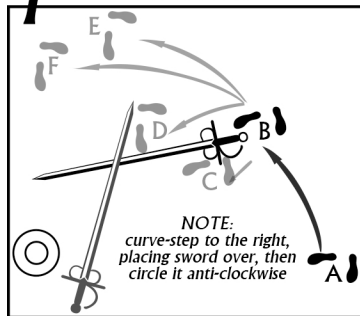


XV VS. bucklers, feint a slash at his head, slash his arm

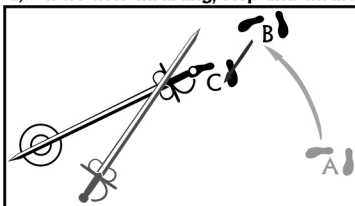


- SETUP ATTACKS 1/5 -

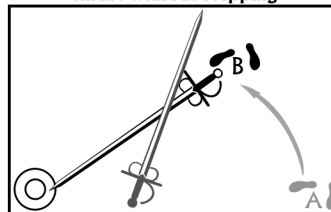
Over-under...



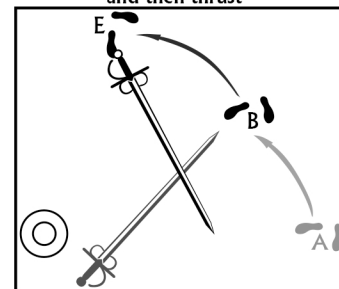
a)... if he tries thrusting, step and thrust



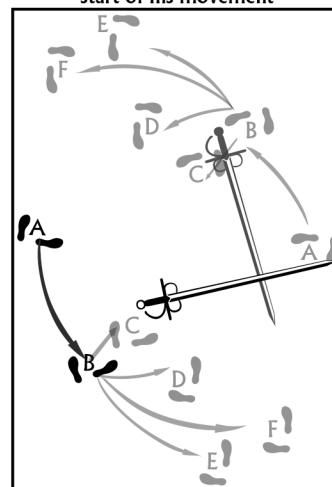
...OR if he is aggressive, thrust without stepping



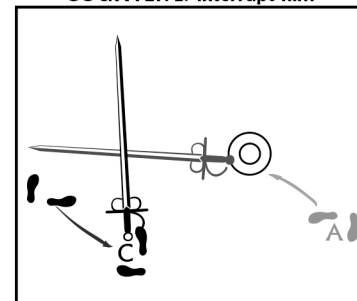
b)... interrupt his sword and then thrust



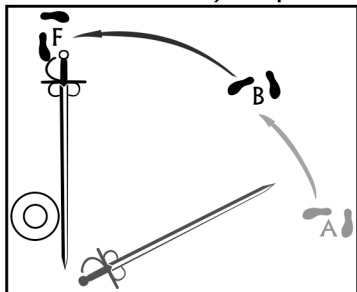
COUNTER 1: Over-under him at the start of his movement



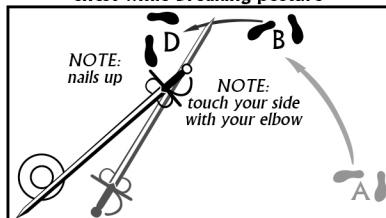
COUNTER 2: interrupt him



...OR interrupt his sword and reverse slash as you step out

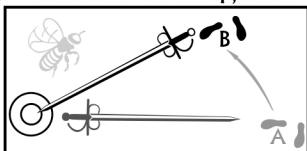
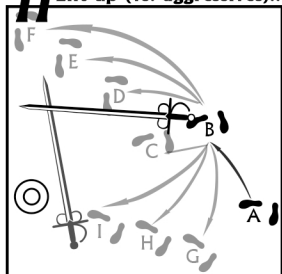


c)... if he is very fast, thrust at his chest while breaking posture




II Lift-up (vs. aggressives)...

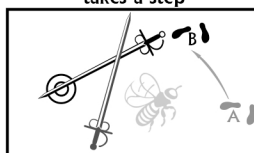
If he avoids the Lift-up, thrust



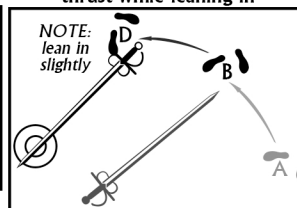
a)... if he tries to thrust (without taking a step), thrust...




...but do not step in if he takes a step



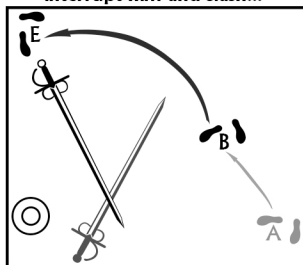
b)... when his sword moves away, thrust while leaning in



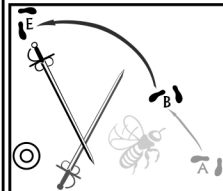
c)... when he moves to attack, swing away his sword and slash



d)... When he moves to attack, interrupt him and slash...

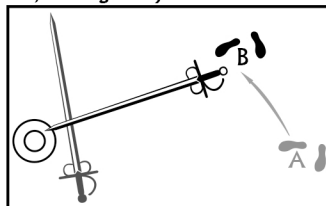


...OR half-reverse slash




Lift-up (vs. passives)...

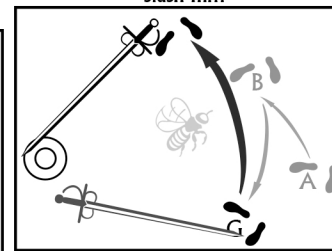
a)... straighten your arm to thrust



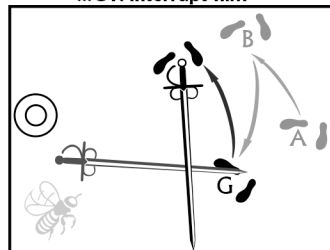
b)... push his sword to your right, and thrust at his chest...




...if he counters with a slash, slash him



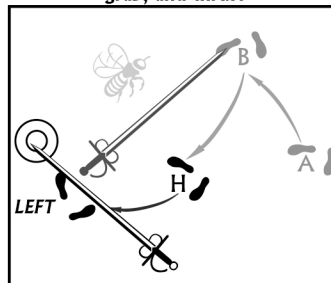
...OR interrupt him



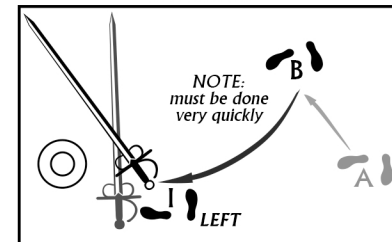
c)... surprise him by interrupting, moving in close, then reverse slashing...



...OR step with your left, grab, and thrust



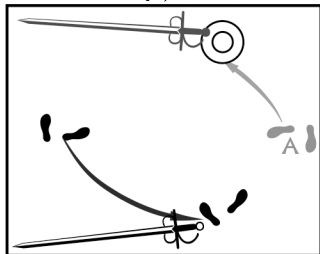
...OR interrupt, left step and grab, then attack



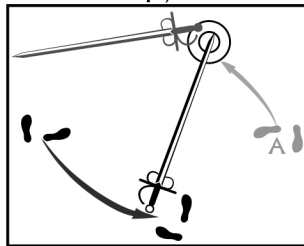
- SETUP ATTACKS 2/5 -

continued from the previous page...

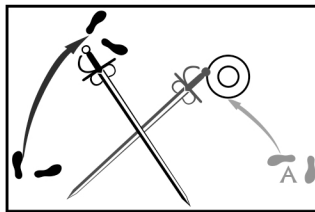
COUNTER 1: against his Lift-up attempt, slash him




COUNTER 2: against his Lift-up attempt, thrust



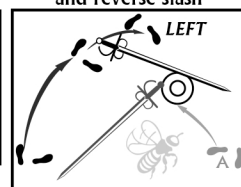
COUNTER 3: interrupt his sword and thrust...



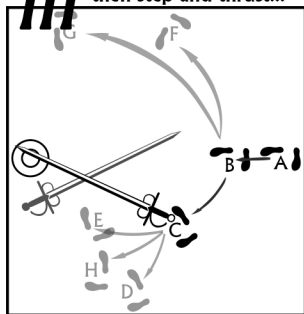
...OR half-slash, slicing as you step out



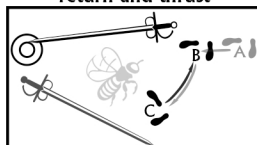
...OR left step, grab and reverse slash



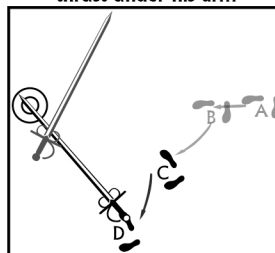
Full Circle, step, then step and thrust...



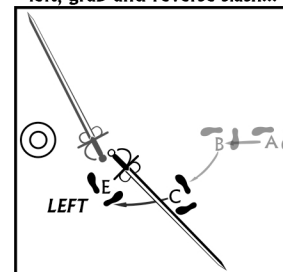
a) ...if he parries to his right, return and thrust



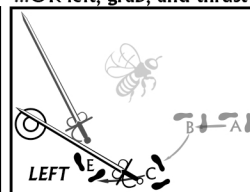
b) ...if he lifts his sword, thrust under his arm



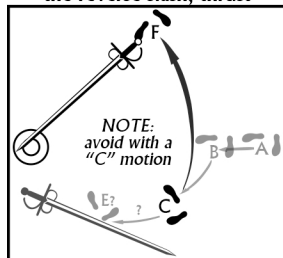
c) ...if he parries, step with your left, grab and reverse slash...



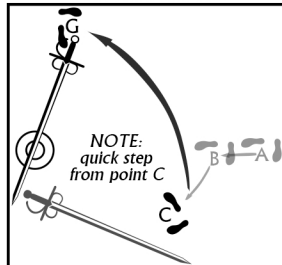
...OR left, grab, and thrust



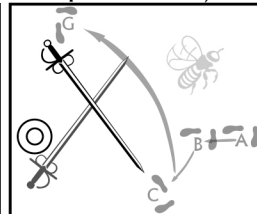
...if he tries blocking or parrying the reverse slash, thrust



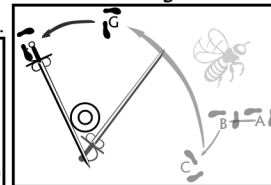
d) ...if he tries parrying, slash at his head...



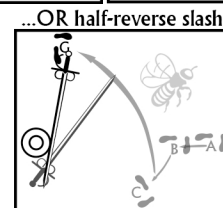
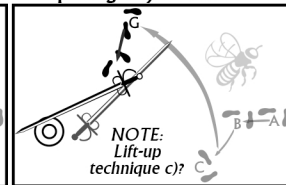
turn your slash into an interruption if needed, and...




...slash again



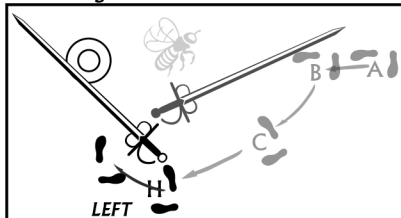
...OR thrust at his chest, pulling in your sword



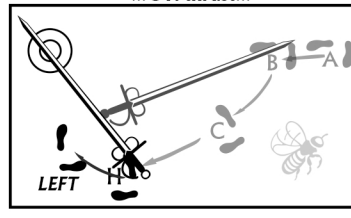
e) ...if he parries to his right, interrupt his sword...



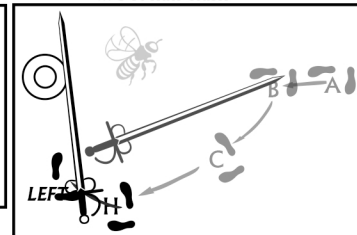
...then step in with your left, grab and reverse slash...



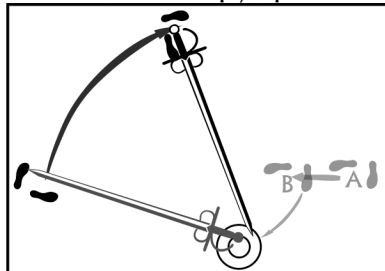
...OR thrust...



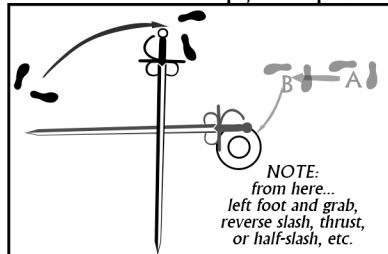
...OR half-slash



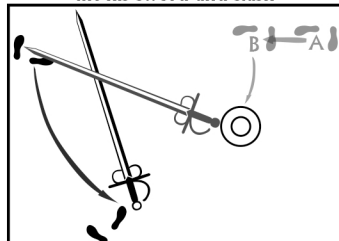
COUNTER 1: as he steps, step and thrust



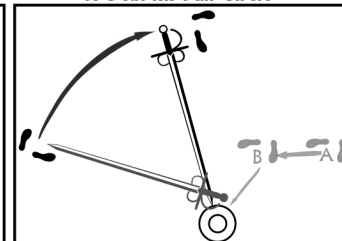
COUNTER 2: as he steps, interrupt him



COUNTER 3: as he steps, lift his sword and slash

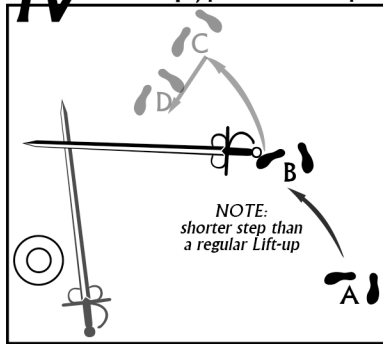


COUNTER 4: form a half circle to beat his Full Circle




- SETUP ATTACKS 3/5 -

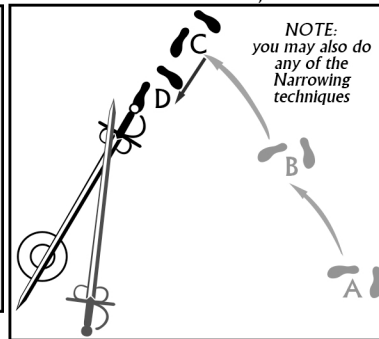
IV Three-steps, perform a Lift-up...




...when he reacts, Over-under him...



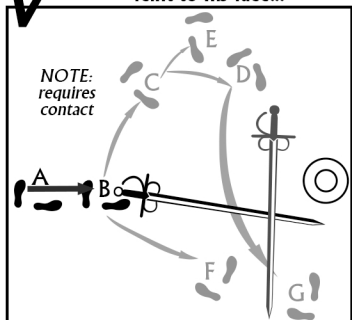
...if he does not move, thrust



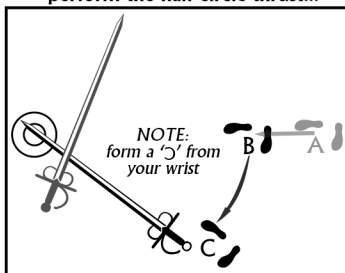
...if he moves, thrust without stepping



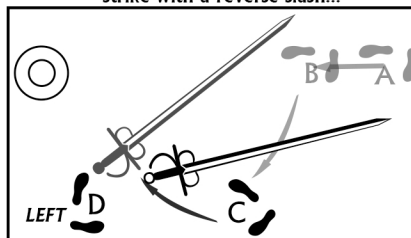
Half Circle, begin with a strong feint to his face...




a) ...when he parries upwards, perform the half circle thrust...



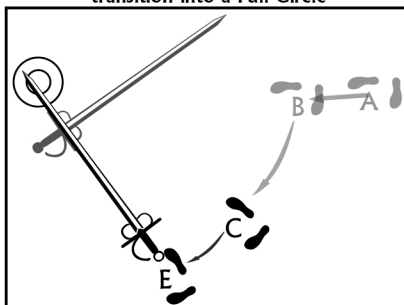
...if he brings down your sword, strike with a reverse slash...



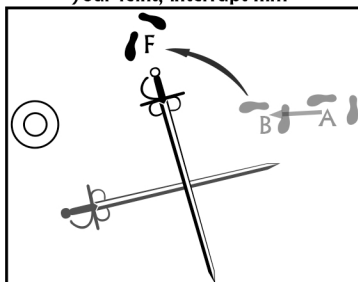
...if he blocks or parries your reverse, slash him



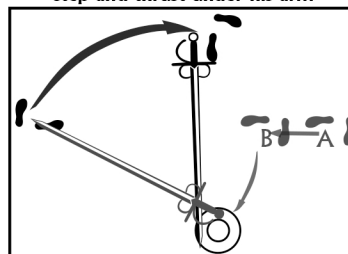
b) ...if he brings down your sword, transition into a Full Circle



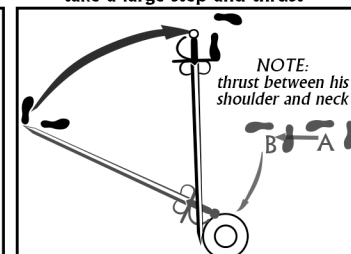
c) ...if you feel him counter-attacking your feint, interrupt him



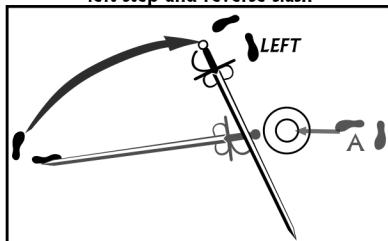
COUNTER 1: as he steps to attack, step and thrust under his arm



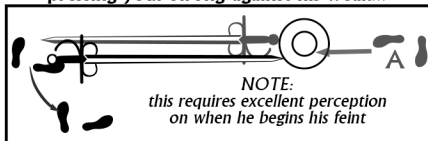
COUNTER 2: as he steps to attack, take a large step and thrust



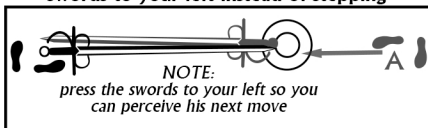
COUNTER 3: as he feints, left step and reverse slash



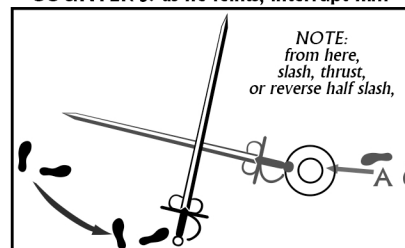
COUNTER 4: as he feints, thrust by pressing your strong against his weak...



...but if his feint is strong, press the swords to your left instead of stepping



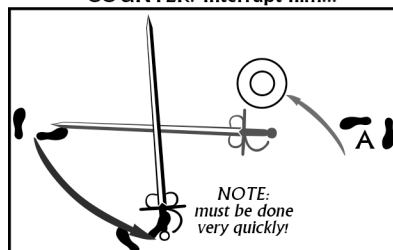
COUNTER 5: as he feints, interrupt him




Quarter Circle, thrust under his arm




COUNTER: Interrupt him...



...then thrust, running your edge over his, breaking posture slightly

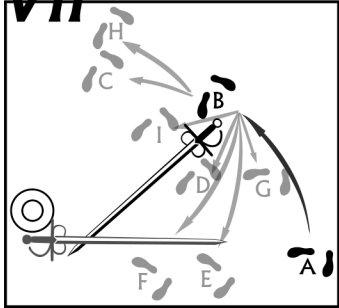


...OR Quarter Circle him

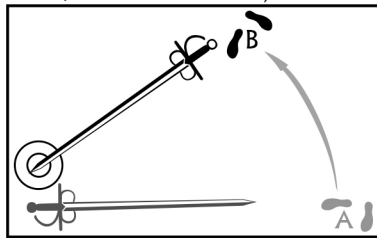


- SETUP ATTACKS 4/5 -

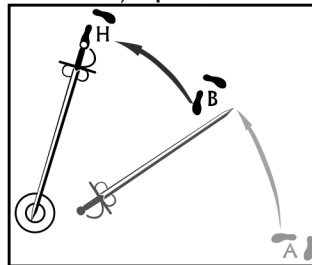
VII Weak Under Strong...



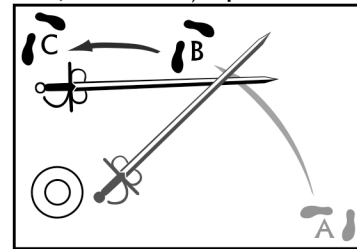
a) ...if he does not react, thrust



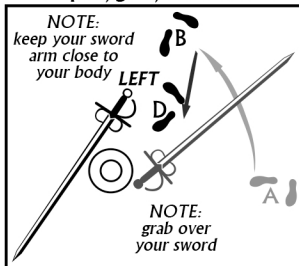
b) ...if he thrusts over your sword, step and thrust



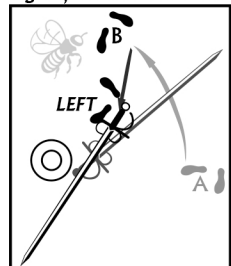
c) ...if he thrusts, step and slash



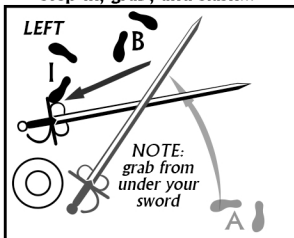
d) ...if he thrusts, step in, grab, and thrust...



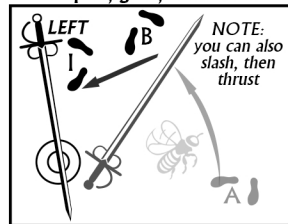
...OR if he thrusts, step in, grab, and reverse slash



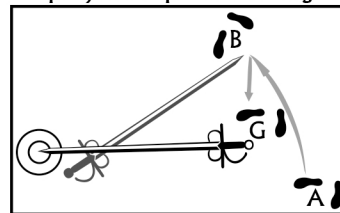
e) ...if he thrusts, step in, grab, and slash...



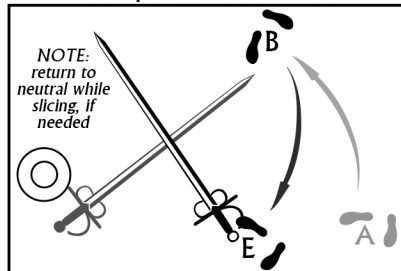
...OR if he thrusts, step in, grab, and thrust



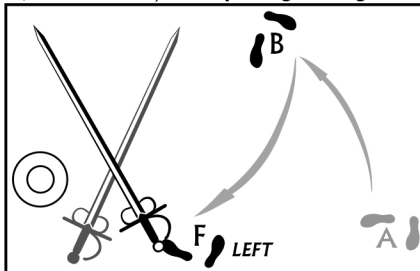
f) ...if he thrusts, parry and step while thrusting



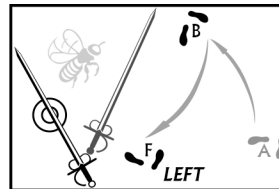
g) ...if he thrusts, interrupt him and reverse slash



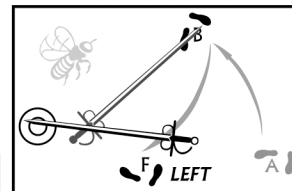
h) ...if he thrusts, left step and grab his guard...



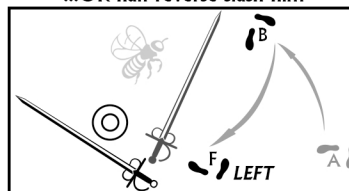
...and reverse slash him




...OR thrust him



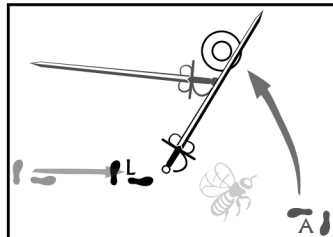
...OR half-reverse slash him



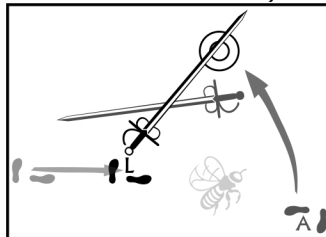
COUNTER 1: if you wait, and he thrusts while stationary, interrupt...



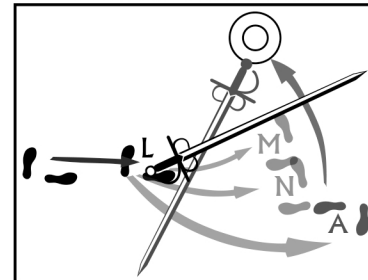
...and slash



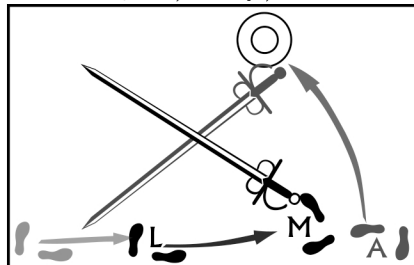
...OR thrust if necessary




COUNTER 2: feint a thrust...



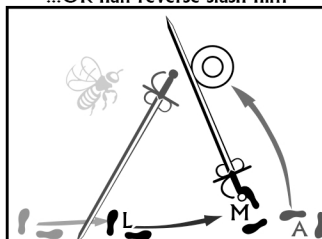
C 2a) feint, interrupt, then...



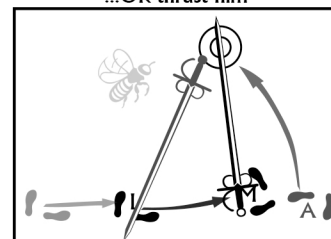
...slash him



...OR half-reverse slash him




...OR thrust him

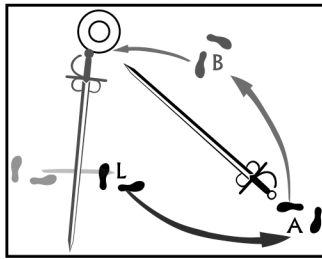


- SETUP ATTACKS 5/5 -

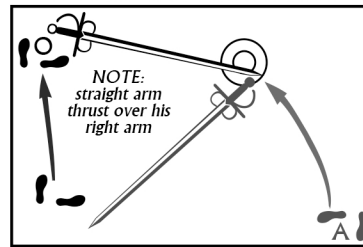
C 2b) feint, and if he steps in with his left to grab, slash him




C 2c) feint, and if he slashes, slash him



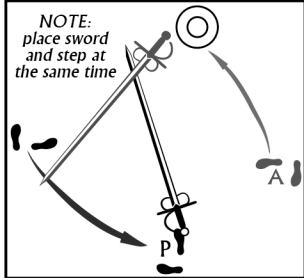
COUNTER 3: thrust him at the start of his initial movement



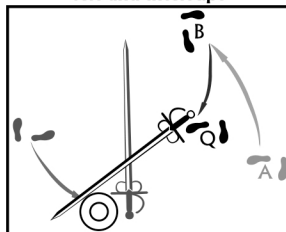
C-COUNTER 3: step left and interrupt to your right



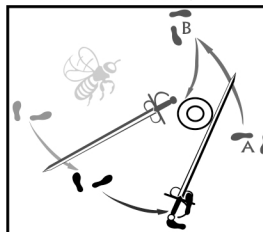
COUNTER 4: Weak Under Strong against his Weak Under Strong



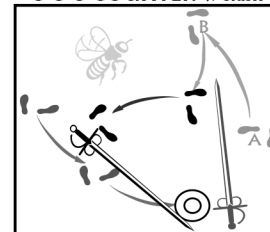
C-COUNTER 4: step left and interrupt



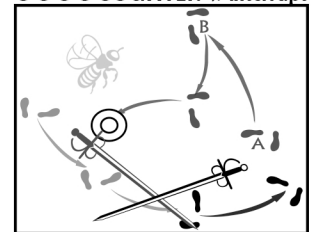
C-C-COUNTER 4: slash



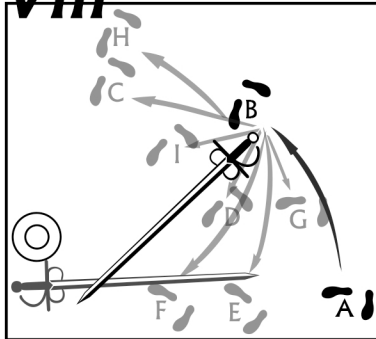
C-C-C-COUNTER 4: slash



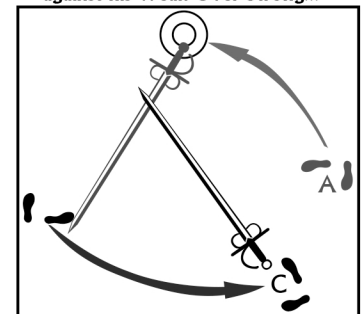
C-C-C-C-COUNTER 4: interrupt



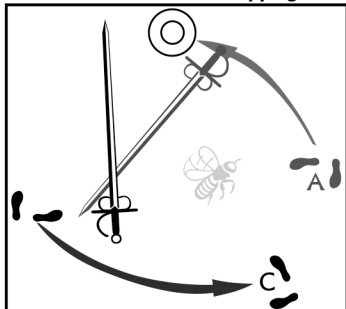
VIII Weak Over Strong...



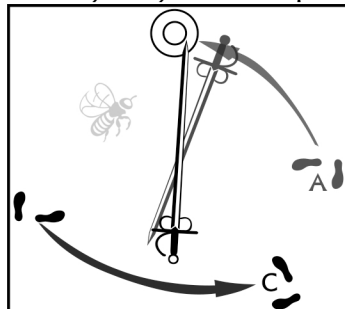
COUNTER: Weak Over Strong against his Weak Over Strong...



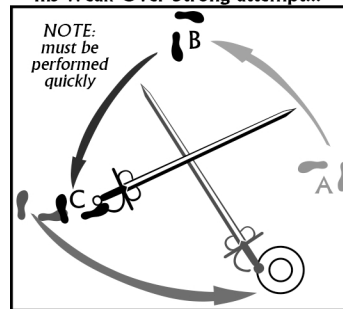
...but if he's very fast, move your sword over his before stepping...



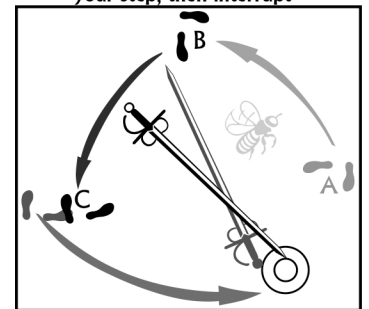
...and you may thrust mid-step



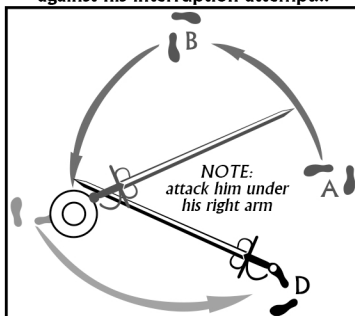
C-COUNTER: Interrupt his Weak Over Strong attempt...



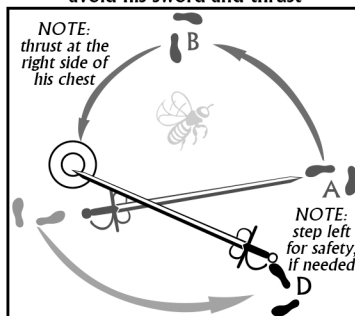
...OR you can thrust during your step, then interrupt



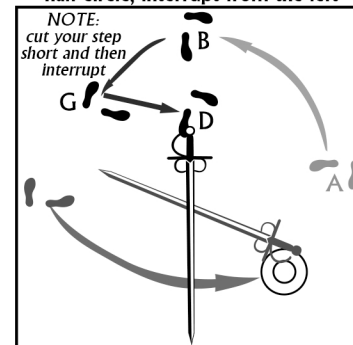
C-C-COUNTER: use a half-circle against his interruption attempt...



...OR as he moves, avoid his sword and thrust



C-C-C-COUNTER 1: against a half-circle, interrupt from the left



C-C-C-COUNTER 2: against a half-circle, thrust

